

AXTER ADJUSTABLE PAVING SLAB SUPPORTS

AXTER EDGE GRATING

USAGE

AXTER ADJUSTABLE PAVING SLAB SUPPORTS are used as supports of paving slabs or concrete tiles on public access roofs.

AXTER EDGE GRATING used at the perimeter of a roof prevents splash-back onto windows and other decorative surfaces from the paving slabs and is also used to provide access to valley or perimeter gutters.

PRODUCTS

AXTER ADJUSTABLE PAVING SLAB SUPPORTS

- Polypropylene slab support
- Height adjustment
 - fixed support 35 mm
 - adjustable support 40-60 mm
 - adjustable support 60-90 mm
 - adjustable support 90-150 mm
 - adjustable support 150-260 mm
- Three component parts


- 1 - The head directly supporting the paving slabs
100 cm².
- 2 - A collar and adjustable screw (except for 35 mm fixed supports).
- 3 - A reinforced base plate with bearing surface of
300 cm².

AXTER EDGE GRATING

Made from a rectangular grill with a longitudinal support. Available in two colours grey or beige.

Dimensions

- Thickness : 25 mm
- Length : 500 mm
- Width : 190 mm



ADVANTAGES

AXTER ADJUSTABLE PAVING SLAB SUPPORTS

- Easy transport, storage and handling.
- Corrosion and maintenance-free.
- Easy application and adaptation on site :
adjustable height between 40 and 260 mm.
- High resistance to deformation.

AXTER EDGE GRATING

- Easy transport, storage and handling.
- Height resistance to elements.
- Easy installation.





Installation of AXTER PAVING SLAB SUPPORTS and EDGE GRATING

Installation of the paving slab supports

Installation of AXTER ADJUSTABLE PAVING SLAB SUPPORTS


- Directly laid on to suitable waterproofing system, or mastic asphalt
- Directly laid on to insulation suitable for use on inverted roofs
- Directly laid on to a cementitious protective screed in multilayer waterproofing systems

Installation of the paving slabs

- The paving slab support can be used with paving slabs 40cm x 40cm or 50cm x 50cm in size
- Variations in size and composition will be in accordance with the manufacturer's specifications
- Paving slabs are laid on to the supports; the spacers on the platform head provide an outlet for water

Installation of EDGE GRATING

On the edges of AXTER GRATING there is a longitudinal support providing an easy installation between the paving slabs and the sill.



The spacers on the head of the support can be easily cut in order to install the paving slabs at roof edges and in corners.



Packaging

ADJUSTABLE PAVING SLAB SUPPORT


Box of 600 x 500 x 600

35mm	=	60 units per box
40-60mm	=	60 units per box
60-90mm	=	50 units per box
90-150mm	=	30 units per box
150-260mm	=	25 units per box

EDGE GRATING

Box of 22 units

Installation of EDGE GRATING



Axter Ltd
West Road
Ransomes Europark
Ipswich
Suffolk
IP3 9SX

tel: 01473 724 056
fax: 01473 723 263
email: sales@axterltd.co.uk
web: www.axter.co.uk

